

CO₂-monitor

Email:

Password:

Login

Register

Partners



Welcome to CO₂-monitor

Start the tour

- Start
- Our climate
- Commitment
- Vision
- Facts
- CO₂ account
- Open your account

1:55

Welcome to CO₂-monitor

Get fit for the future with less carbon:

Understand and reduce your footprint, save money, share the experience, and enjoy the journey!

Join 7259 users saving 9007 tons CO₂.



CREDIT SUISSE

Home

CO₂ Account

Benefits

Information

Welcome / CO₂ Account /

go to Dashboard

go to Account

go to Commitment

Counter

My CO₂ emissions

08022.520 kg

2012 | 13946 kg CO₂

Country average

08046.474 kg

28.07.2012 23:14:31

Commitments

Users

Earthmood

Partners



Quickmode

Start



Housing



Cars



Flights



Consumption

Summary



Welcome to your personal CO₂ account!

QuickMode allows you to cover 90% of your CO₂ emissions for 2012 in only 3 minutes. Advanced options, such as precise heating periods, previous years, car sharing etc. are available in [Expert mode](#).

Where do you live?

Country:

Singapore

ZIP code:

179032

Location:

Singapore

Occupants:

4

skip

save

Quick summary

Compared to Singapore



- Worse than average
- Average
- Better than average
- Average emissions

81% data complete for 2012



CO₂-monitor



Welcome / CO₂ Account /

- go to Dashboard
- go to Account
- go to Commitment

Counter

My CO₂ emissions

0 8 0 2 2 5 4 0 kg

2012 | 13946 kg CO₂

Country average

0 8 0 4 6 4 9 5 kg

28.07.2012 23:15:18

- Commitments
- Users
- Earthmood

Partners



Quickmode



Please tell us about your house

House type

Living space in m2

Heating type

Heating profile

- oil
- gas
- district heating
- heat pump**
- heat pump with green electricity
- electric heaters
- wood / biomass
- solar

previous

skip

save

Quick summary

Compared to Singapore



Worse than average

Average

Better than average

Average emissions

81% data complete for 2012



Home

CO₂ Account

Benefits

Information

Welcome / CO₂ Account /

go to Dashboard ▶

go to Account ▶

go to Commitment ▶

Counter

My CO₂ emissions
0 8 0 2 2 5 6 1 kg

2012 | 13946 kg CO₂

Country average
0 8 0 4 6 5 1 5 kg

28.07.2012 23:16:04

Commitments

Users

Earthmood

Partners



Quickmode

Start

Housing

Cars

Flights

Consumption

Summary



Please tell us about your cars

No cars in my household in 2012

Car name
car 1

Size g CO₂ / km
SUV (14 l/100km)

km per year
18000

Delete this car

▶ Add new car

◀ previous

▶ skip

▶ save

Quick summary

Compared to Singapore



■ Worse than average
■ Average
■ Better than average
■ Average emissions

81% data complete for 2012





Home

CO₂ Account

Benefits

Information

Welcome / CO₂ Account /

go to Dashboard

go to Account

go to Commitment

Counter

My CO₂ emissions

0 8 0 2 2 5 7 0 kg

2012 | 13946 kg CO₂

Country average

0 8 0 4 6 5 2 5 kg

28.07.2012 23:16:25

- Commitments
- Users
- Earthmood

Partners



Quickmode

Start > Housing > Cars > Flights > Consumption > Summary



Please tell us about air travel for the whole household (no business flights)

No flights in my household in 2012

Count
2 people, back + forth = 4

CO₂ compensated

Short-haul flights: < 2000 km (<3h)
(Boston-Chicago, Zurich-London)

0 [v] 0 [v]

Medium-haul flights: 2000 - 4000 km (3-6h)
(Amsterdam-Cairo, Atlanta-San Francisco)


0 [v] 0 [v]

Long-haul flights: > 4000 km (>6h)
(Paris-New York, Frankfurt-Tokyo)

6 [v] 6 [v]

Quick summary

Compared to Singapore



Worse than average
 Average
 Better than average
 Average emissions

81% data complete for 2012



previous

skip

save

CO₂-monitor



Home

CO₂ Account

Benefits

Information

Welcome / CO₂ Account /

go to Dashboard

go to Account

go to Commitment

Counter

My CO₂ emissions

08022.584 kg

2012 | 13946 kg CO₂

Country average

08046.539 kg

28.07.2012 23:16:58

Commitments

Users

Earthmood

Partners



Quickmode

Start

Housing

Cars

Flights

Consumption

Summary



Please choose the nutrition and consumption patterns that describe you best

Nutrition: Meat

- no meat
- no meat, fish, eggs, milk, cheese
- no meat**
- 1-2x a week, max. 200g per person and week
- 4-6x a week, max. 800g per person and week
- daily, more than 800g per person and week

Nutrition: Freshness

always fresh produce, no frozen, no processed food

Consumption: Clothing, shoes and accessories

I always wear the latest fashion

Consumption: Electrical and electronic equipment

I often have the latest equipment

Consumption: Furniture and household

I buy almost only used furniture or antiques

Quick summary

Compared to Singapore



■ Worse than average
■ Average
■ Better than average
■ Average emissions

81% data complete for 2012



previous

skip

save

CO₂-monitor

Dashboard



CO₂-monitor recommends



Congratulations! Please consider a field report, to share your experience ▶

| | Per person | Total household |
|------|------------|---------------------------|
| 2012 | 13'946 | 55'789 kg CO ₂ |
| 2011 | 13'172 | 52'687 kg CO ₂ |

+ 6% Change

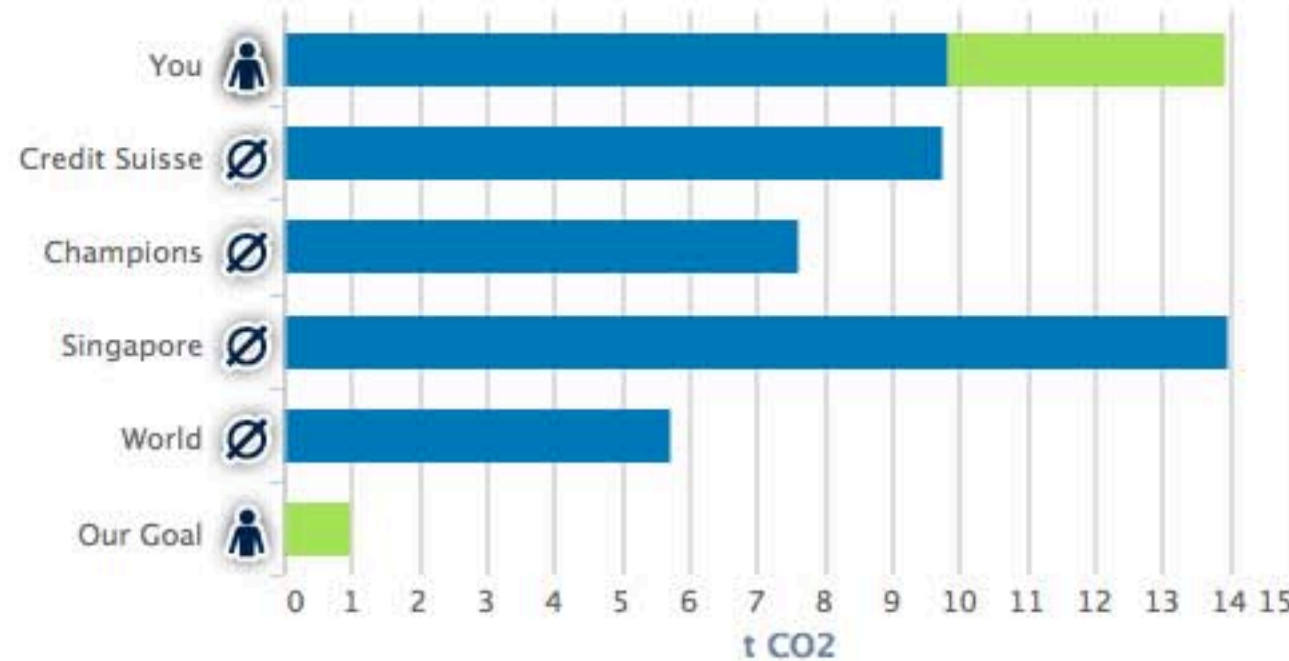
My energy efficiency
5263 Watt (Info)

29% Compensated

Compare my CO₂ emissions to...



Your CO₂ emissions compared to others



Show more countries

News & Events [▶ See more](#)

CO₂-monitor
Newsletter 20.06.2012: IT
- climate problem o... [▶](#)

Climate News [▶ See more](#)

GDP Cannot Capture the Economics of
Climate Change - Huffington Post [▶](#)

Special Offers [▶ See more](#)

Einkaufen im
500 Extra-Punkte auf dem
Kundenkonto Discount [▶](#)

Field reports [▶ See more](#)

Dashboard

CO₂-monitor recommends



Congratulations! Please consider a field report, to share your experience ▶

| | Per person | Total household |
|------|------------|---------------------------|
| 2012 | 13'946 | 55'789 kg CO ₂ |
| 2011 | 13'172 | 52'687 kg CO ₂ |

+ 6% Change

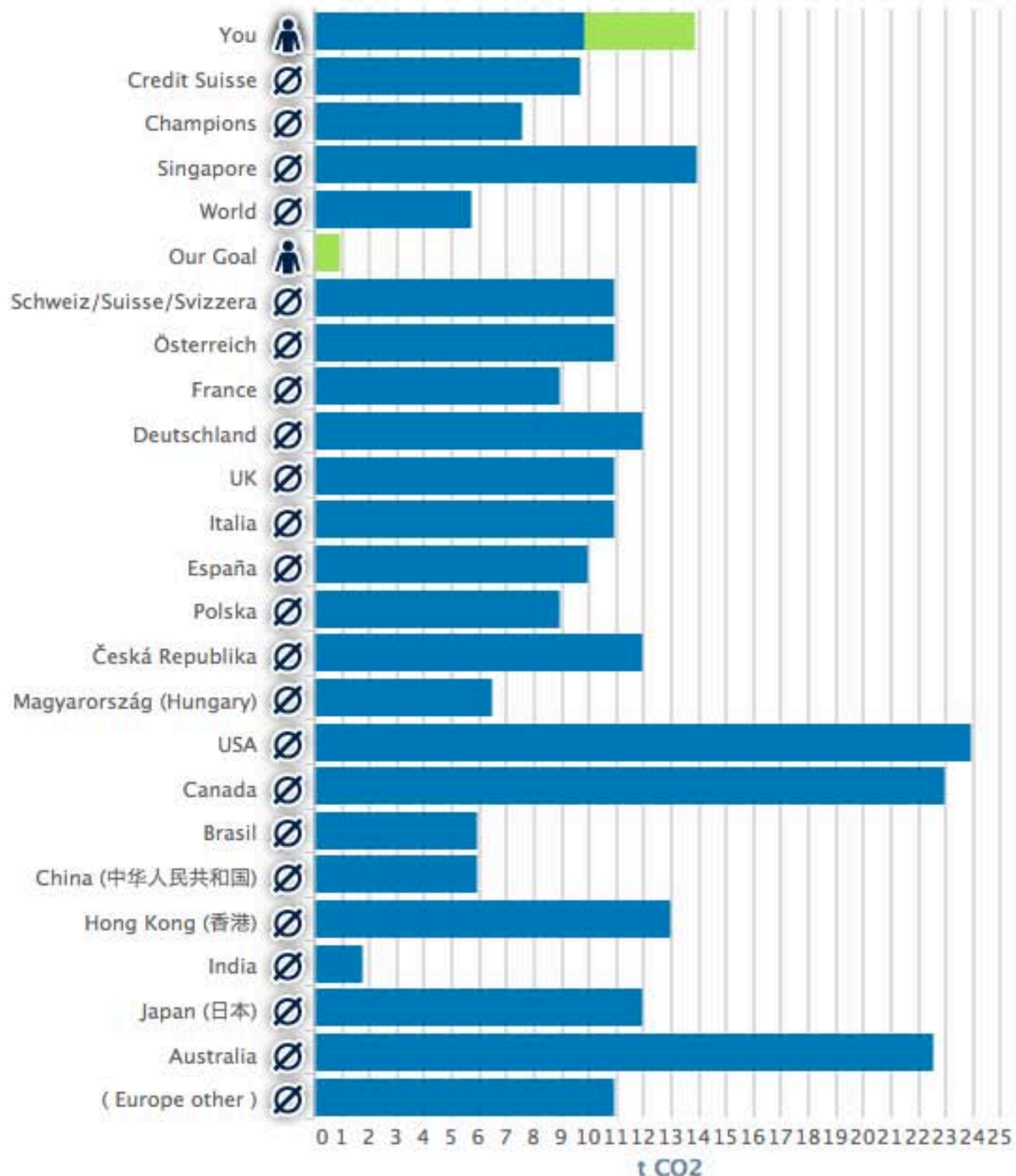
D My energy efficiency
5263 Watt (Info)

CO₂ **29%** Compensated

Compare my CO₂ emissions to...



Your CO₂ emissions compared to others



News & Events

▶ See more

CO₂-monitor
Newsletter 20.06.2012: IT
- climate problem o...

Climate News

▶ See more

GDP Cannot Capture the Economics of
Climate Change - Huffington Post

Special Offers

▶ See more

Einkaufen im
500 Extra-Punkte auf dem
Kundenkonto Discount

Field reports

▶ See more

Solar + Pellets
Ich heize mein Haus seit 2001 mit Pellets.
Zusätzl...

Role models

▶ See more

Marcel Büttiker
Size of household: 2
Annual impact on the
environment: 5400 kg

CO₂-monitor

Dashboard

CO₂-monitor recommends



Congratulations! Please consider a field report, to share your experience ▶


| | Per person | Total household |
|------|------------|---------------------------|
| 2012 | 13'946 | 55'789 kg CO ₂ |
| 2011 | 13'172 | 52'687 kg CO ₂ |

+ 6% Change

My energy efficiency
5263 Watt (Info)

29% Compensated

Compare my CO₂ emissions to...



News & Events [▶ See more](#)

CO₂-monitor
Newsletter 20.06.2012: IT
- climate problem o... ▶

Climate News [▶ See more](#)

GDP Cannot Capture the Economics of
Climate Change - Huffington Post ▶

Special Offers [▶ See more](#)

Einkaufen im
500 Extra-Punkte auf dem
Kundenkonto Discount ▶

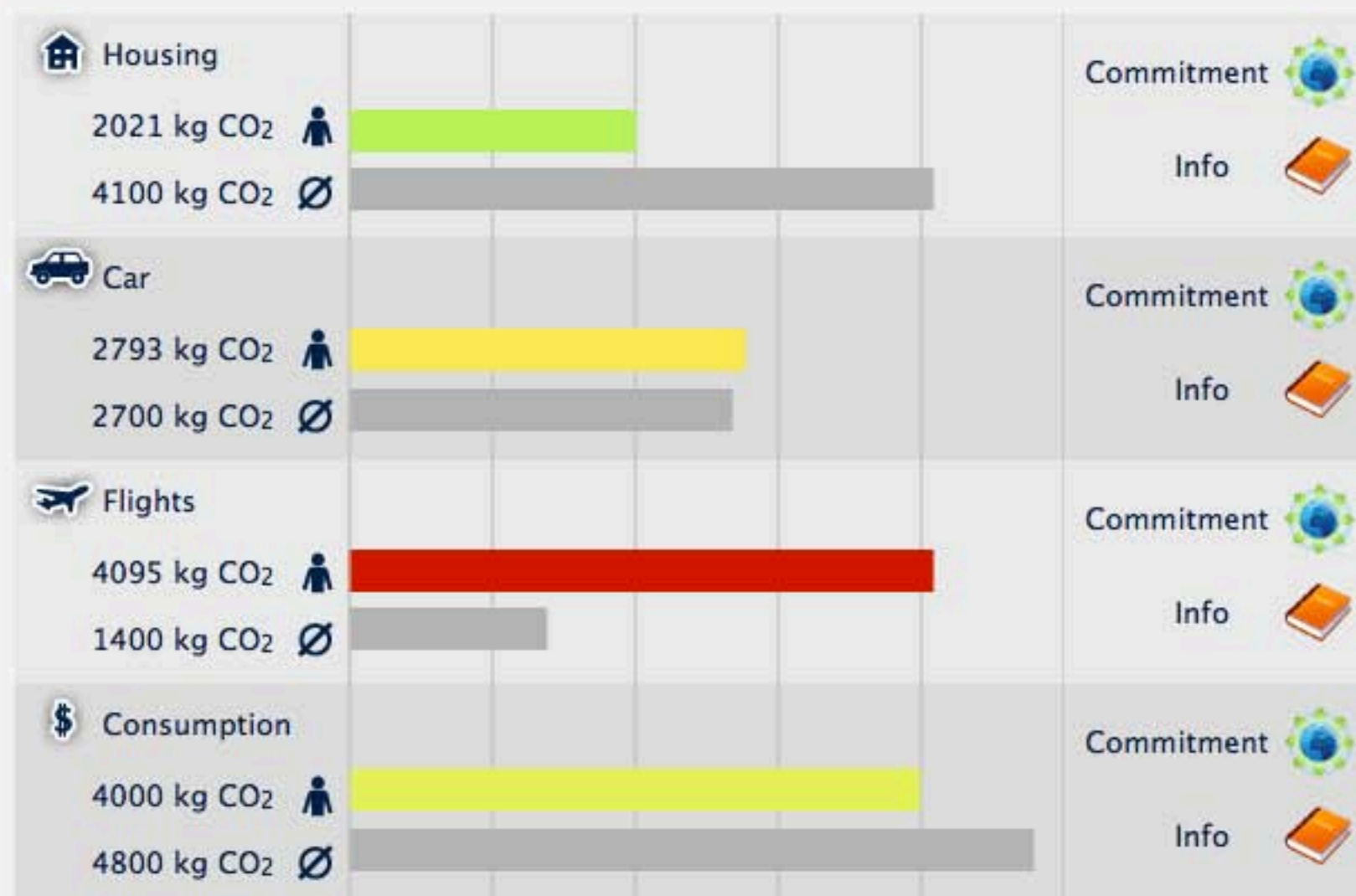
Field reports [▶ See more](#)

Solar + Pellets
Ich heize mein Haus seit 2001 mit Pellets.
Zusätzl... ▶

Role models [▶ See more](#)

Marcel Büttiker
Size of household: 2
Annual impact on the
environment: 5400 kg ▶

Your CO₂ emissions compared to country average Country reference
Singapore



■ Worse than average
 ■ Average
 ■ Better than average
 ■ Average emissions

Total



Dashboard

CO₂-monitor recommends



Congratulations! Please consider a field report, to share your experience ▶

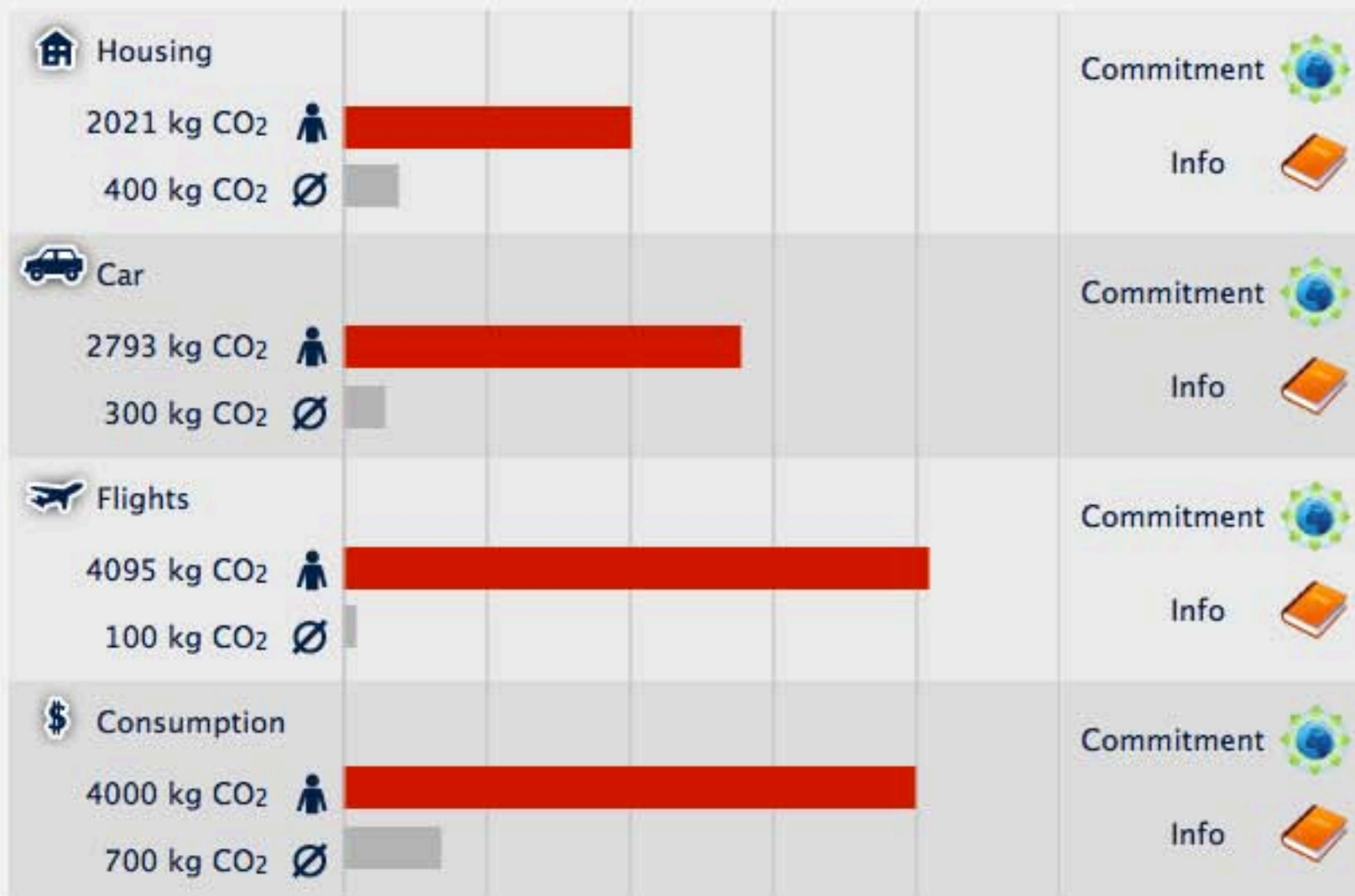
Compare my CO₂ emissions to...



Your CO₂ emissions compared to country average


Country reference

India



■ Worse than average
 ■ Average
 ■ Better than average
 ■ Average emissions

Total



13946 kg CO₂

| | Per person | Total household |
|------|------------|---------------------------|
| 2012 | 13'946 | 55'789 kg CO ₂ |
| 2011 | 13'172 | 52'687 kg CO ₂ |

+ 6% Change

My energy efficiency
5263 Watt (Info)

29% Compensated

News & Events

▶ See more

CO₂-monitor
Newsletter 20.06.2012: IT
- climate problem o...

Climate News

▶ See more

GDP Cannot Capture the Economics of Climate Change - Huffington Post

Special Offers

▶ See more

Einkaufen im
500 Extra-Punkte auf dem
Kundenkonto Discount

Field reports

▶ See more

Solar + Pellets
Ich heize mein Haus seit 2001 mit Pellets.
Zusätzl...

Role models

▶ See more

Marcel Büttiker
Size of household: 2
Annual impact on the
environment: 5400 kg

CO₂-monitor recommends

Congratulations! Please consider a field report, to share your experience ▶

| | Per person | Total household |
|------|------------|---------------------------|
| 2012 | 3'577 | 14'297 kg CO ₂ |
| 2011 | 3'843 | 12'490 kg CO ₂ |

-7% Change

My energy efficiency
1825 Watt (Info)

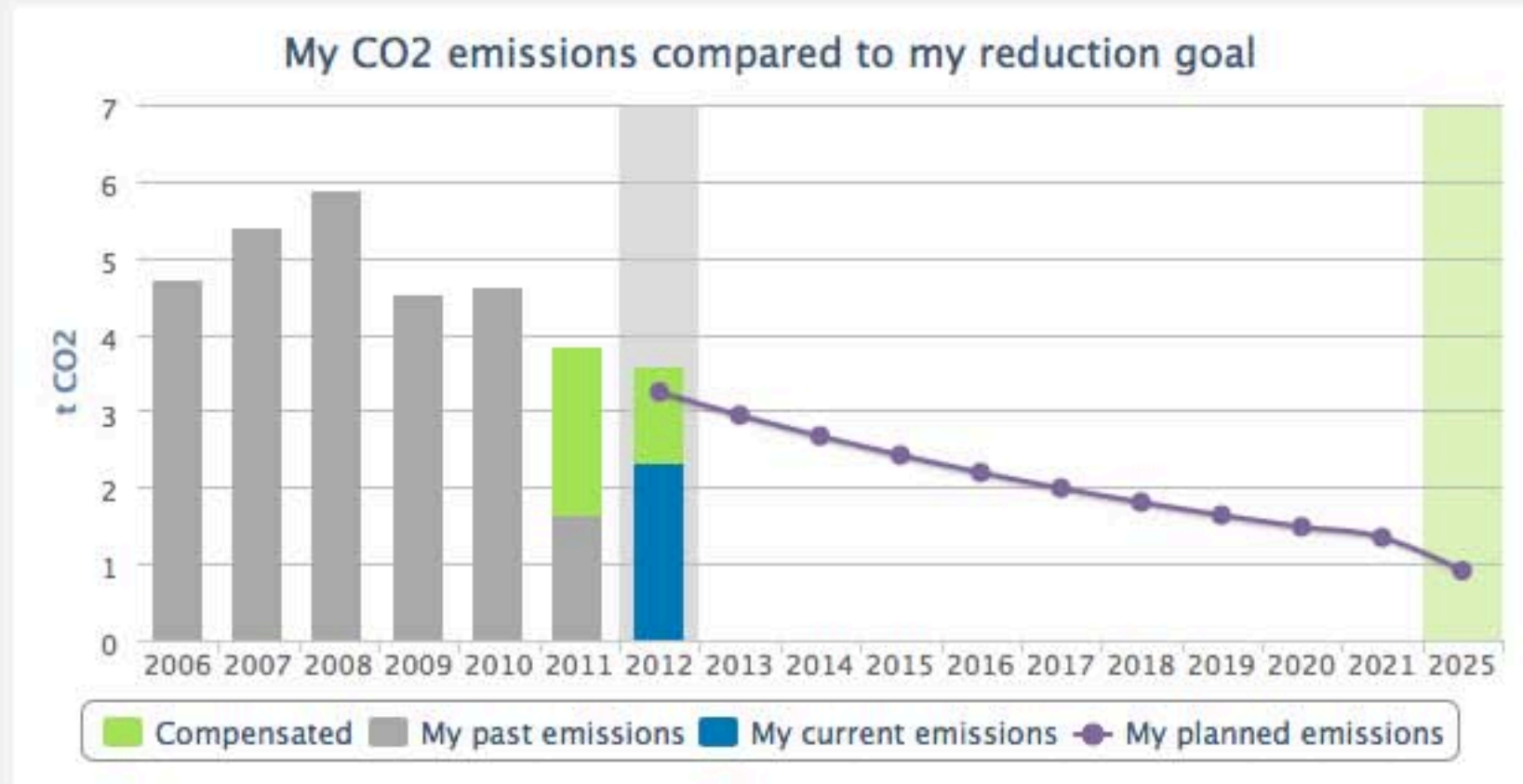
35% Compensated

Compare my CO₂ emissions to...

people and countries |
 housing, car, flights... |
 my goal |
 my commitments

My goal: 1000 kg CO₂ in 2025.
Annual Reduction 9.3%, corresponding to 303 kg CO₂ in 2012 per person.

[▶ Change my goal](#) |
 [▶ Why 1t CO₂ as goal?](#)



News & Events [▶ See more](#)

SOLA relay race in
The annual relay race of ASVZ with ... ▶

Climate News [▶ See more](#)

Fighting Climate Change With Low-Tech Tools - Bloomberg ▶

Special Offers [▶ See more](#)

Electric bicycles si...
CHF 400 auf Elektrovelos Discount ▶

Field reports [▶ See more](#)

Solar + Pellets
Ich habe mein Haus seit 2001 mit Pellets ...

CO₂-monitor

CREDIT SUISSE

Home

CO₂ Account

Benefits

Information

Welcome / CO₂ Account / My commitment

go to Dashboard

go to Account

go to Commitment

Counter

My CO₂ emissions

08022.599 kg

2012 | 13946 kg CO₂

Country average

08046.553 kg

28.07.2012 23:17:30

Commitments

Users

Earthmood

Partners



My Commitment

My commitments for the next 12 months



[go to Dashboard](#)[go to Account](#)[go to Commitment](#) CounterMy CO₂ emissions



05739.467 kg

2012 | 9977 kg CO₂

Country average

06322.382 kg

28.07.2012 23:21:49

 Commitments Users Earthmood

Partners



My Commitment

Where do you want to get involved? There are many possibilities to do something. Click on the image and discover the places where there's potential to reduce your CO₂ emissions.

Your commitments will also be shown in the CO₂ account. You'll be able to see whether you will reach your personal reduction goal when you realize the selected measures.

Top commitments

| | |
|---|----------------------|
| Reuse shopping bags | 610 people committed |
| Take a shower rather than a bath | 476 people committed |
| Switch appliances on standby off completely | 434 people committed |
| Dry laundry on the line | 412 people committed |
| Buy seasonal, regional and bio-fruit and vegetables | 409 people committed |
| Put a lid onto pans when cooking | 407 people committed |
| Switch unneeded lights off | 375 people committed |
| Switch appliances on standby off completely | 360 people committed |
| Choose a laptop rather than a desktop | 357 people committed |
| Commute by public transport | 339 people committed |

CO₂-monitor

CREDIT SUISSE

Home

CO₂ Account

Benefits

Information

Welcome / CO₂ Account / My commitment

go to Dashboard

go to Account

go to Commitment

Counter

My CO₂ emissions

0 8 0 2 2 6 1 4 kg

2012 | 13946 kg CO₂

Country average

0 8 0 4 6 5 6 8 kg


28.07.2012 23:18:04

Commitments

Users

Earthmood

Partners



CO₂-monitor

CREDIT SUISSE

Home

CO₂ Account

Benefits

Information

Welcome / CO₂ Account / My commitment

go to Dashboard

go to Account

go to Commitment

Counter

My CO₂ emissions

0 8 0 2 2 . 6 2 4 kg

2012 | 13946 kg CO₂

Country average

0 8 0 4 6 . 5 7 9 kg

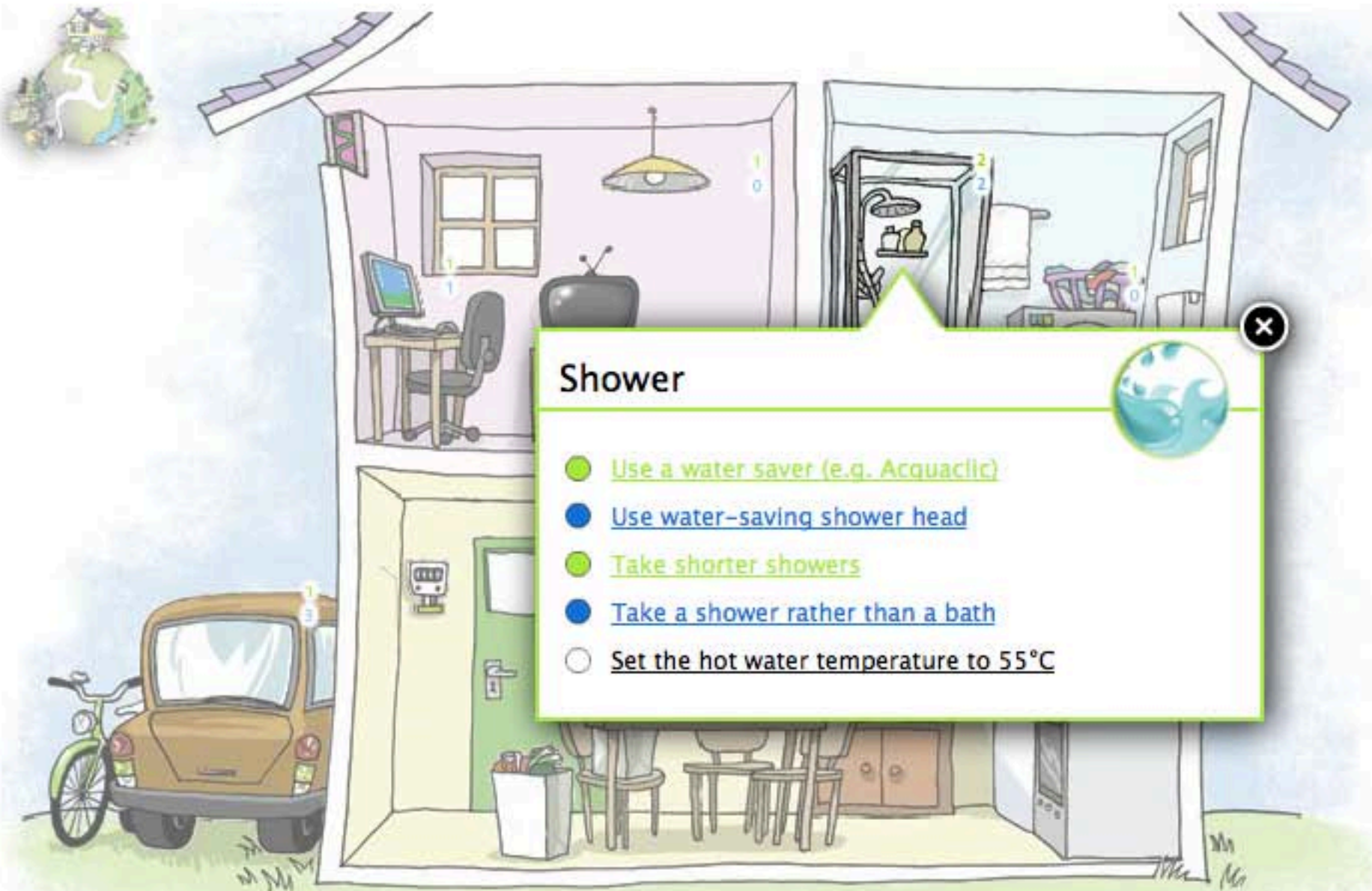
28.07.2012 23:18:28

Commitments

Users

Earthmood

Partners



Shower

- [Use a water saver \(e.g. Acquaclix\)](#)
- [Use water-saving shower head](#)
- [Take shorter showers](#)
- [Take a shower rather than a bath](#)
- [Set the hot water temperature to 55°C](#)

CO₂-monitor

CREDIT SUISSE

go to Dashboard

go to Account

go to Commitment

Counter

My CO₂ emission

0802263

2012 | 13946 kg CO₂

Country average

0804658

28.07.2012 23:18:48

Commitments

Users

Earthmood

Partners

Take shorter showers



Already fulfilled

Shorter showers are more economical (e.g. switch off the water while soaping) and are one of the simplest ways to protect the climate.

people participating

2

minutes reduction

5

CO₂ savings

600 kg

Special Offers

[Klimaschutz mit einem Dreh WaterReducer](#)

Delete

I haven't realized this yet, but I will

Save

Set the hot water temperature to 55°C

CO₂-monitor

CREDIT SUISSE

Home

CO₂ Account

Benefits

Information

go to Dashboard

go to Account

go to Commitment

Counter

My CO₂ emissions

0 8 0 2 2 . 6 5 9 kg

2012 | 13946 kg CO₂

Country average

0 8 0 4 6 . 6 1 4 kg

28.07.2012 23:19:46

Commitments

Users

Earthmood

Partners



CO₂-monitor

CREDIT SUISSE

Home

CO₂ Account

Benefits

Information

go to Dashboard

go to Account

go to Commitment

Counter

My CO₂ emissions

08022674 kg

2012 | 13946 kg CO₂

Country average

08046629 kg

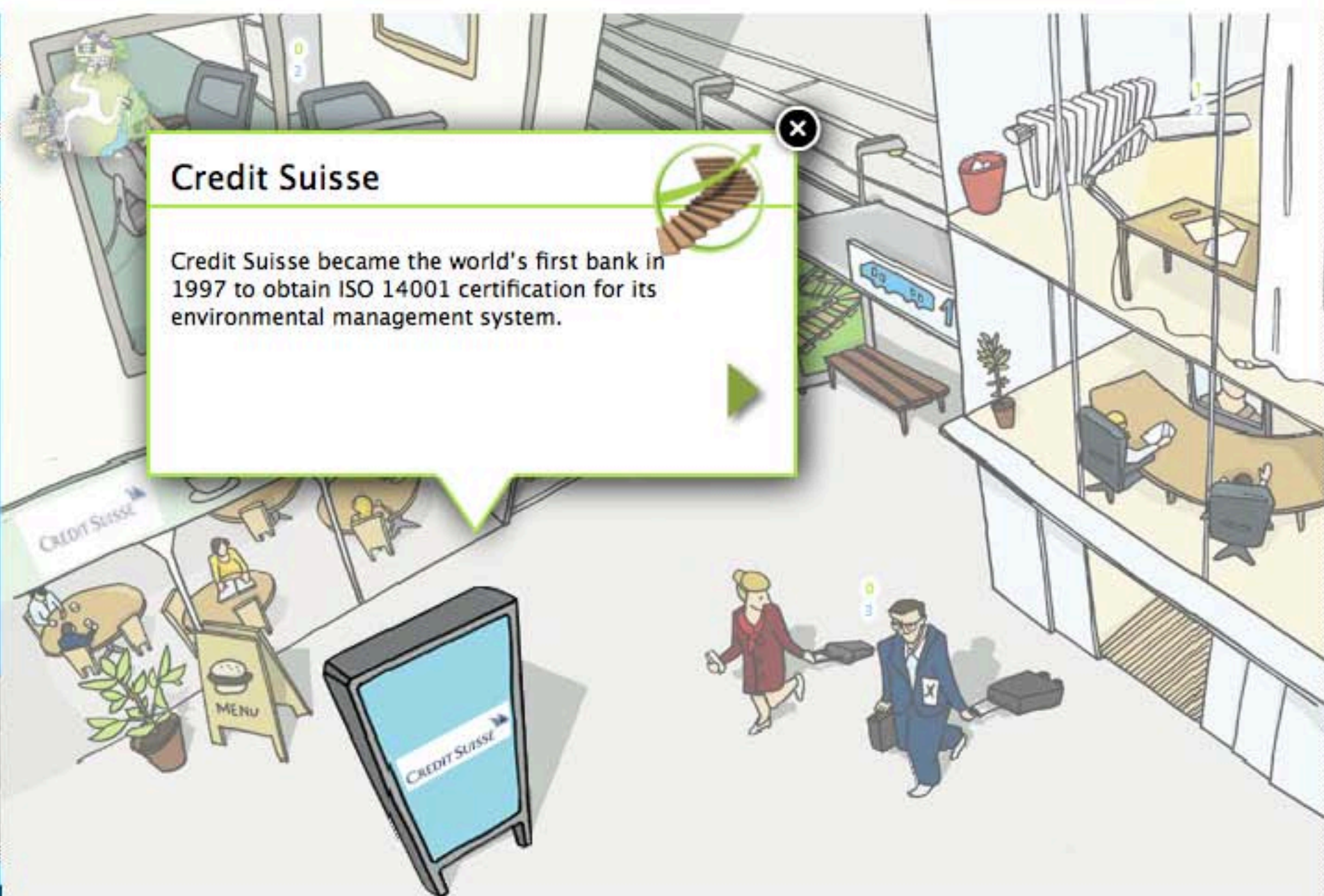
28.07.2012 23:20:21

Commitments

Users

Earthmood

Partners



Credit Suisse

Credit Suisse became the world's first bank in 1997 to obtain ISO 14001 certification for its environmental management system.



go to Dashboard

go to Account

go to Commitment

Counter

My CO₂ emissions

08022.505 kg

2012 | 13946 kg CO₂

Country average

08046.459 kg

28.07.2012 23:13:58

Commitments

Users

Earthmood

Partners



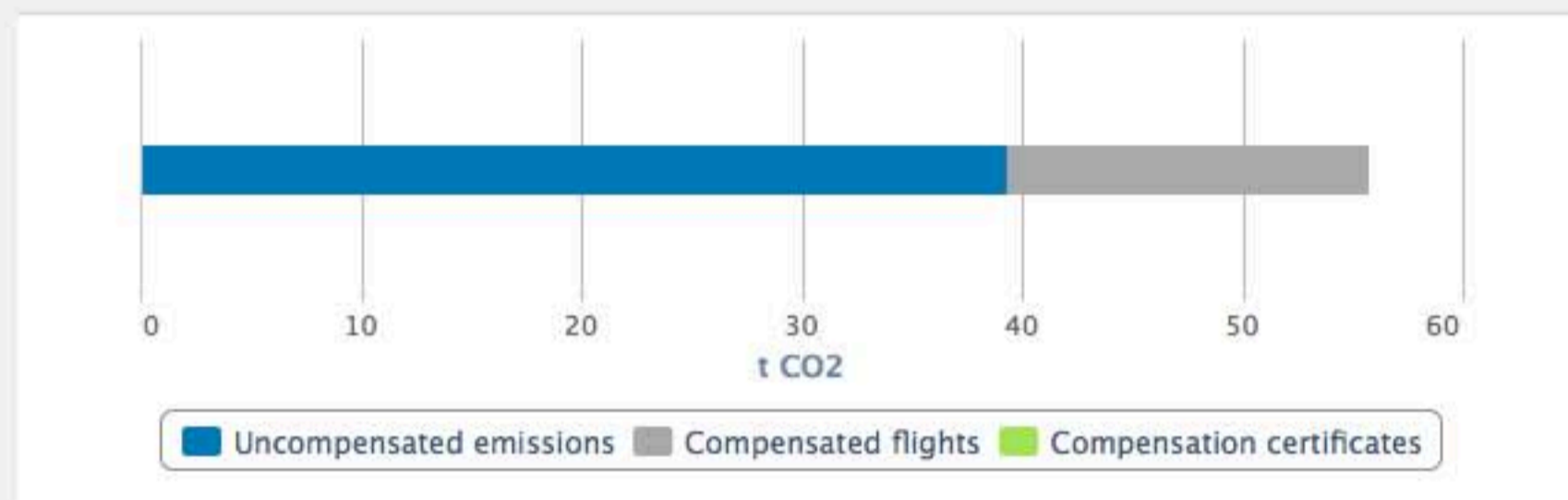
CREDIT SUISSE



CO₂ compensation

CO₂ compensation is a mechanism to offset or reverse the effects [more](#)

My emissions and certificates for 2012



Purchased compensation certificates

| Project | Purchase date | tonnes CO ₂ | Certificate |
|--|------------------|------------------------|-------------|
| Environmentally friendly wind power, India | 30.07.2011 20:19 | 0.5 | |
| Capturing methane from waste, Turkey | 08.06.2011 14:15 | 3.0 | |

Order compensation certificates

Select the amount of your emissions you would like to compensate

- 1. My total uncompensated household emissions: 39.4 t CO₂
- 2. My total uncompensated household emissions minus future commitments: 1.7 t CO₂
- 3. My total uncompensated personal emissions: 9.9 t CO₂
- 4. Any other amount in tonnes:



Mixed fatty acids as fuel, Switzerland



The brick kiln at Keller AG Ziegeleien is now operated using biogenic mixed fatty acids instead of fuel oil. Mixed fatty acids are a sustainable ...



425.00 CHF



Environmentally friendly wind power, Nicaragua



In Nicaragua 19 wind turbine generators produce environmentally-friendly electricity. The country's first wind farm is replacing the ecologically damaging fossil fuel power plants which are ...



115.50 CHF



Capturing methane from waste, Turkey



go to Dashboard ▶

go to Account ▶

go to Commitment ▶

Counter

My CO₂ emissions

08022.734 kg

2012 | 13946 kg CO₂

Country average

08046.689 kg

28.07.2012 23:22:37

Commitments


Users

Earthmood

Partners



Lifestyle matrix



The lifestyle matrix shows examples of how people live with 3, 7, 11 or 25 tonnes of CO₂ emissions.

What does it take to reach 1 tonne of CO₂?

| Segment | 3 tonnes | 7 tonnes | 11 tonnes | 25 tonnes |
|-------------|---|--|---|---|
| Residence | Living in Minergie-P / passive house heated by renewable energy | Gas heating of average living space (50 m ²) per person and house with average insulation 50% eco-power | Oil heating of large living space (80 m ²) per person and house with average insulation | Large older house, heated with oil. Frequently aired by tilting windows. |
| Mobility | 100% public transport. 1st-class subscription with country-wide coverage | One car with average emissions, 10,000 km | Two cars with average emissions, total 20,000 km | Two cars with high emissions, total 30,000 km |
| Holidays | Holidays at nearby destinations reached by public transport or muscle power | Few but longer holidays at nearby destinations by car. Trips frequently by public transport | Several holidays per year by car, plus two short flights | Two short-haul, mid-haul and long-haul flights per year. Frequent and long trips by car |
| Consumption | Aimed specifically at high-quality long-life consumption. Less meat, regional and seasonal foods | Average consumption, medium meat consumption, partly regional and seasonally varied | Average consumption, medium meat consumption, partly regional and seasonally varied | High level of consumption (furniture, clothes, appliances, meat) |

[go to Dashboard](#)
[go to Account](#)
[go to Commitment](#)
 Counter
My CO₂ emissions

0 8 0 2 2 . 7 4 7 kg


2012 | 13946 kg CO₂


Country average

0 8 0 4 6 . 7 0 2 kg

28.07.2012 23:23:05

 Commitments

 Users

 Earthmood

Partners



Energy efficiency



You are familiar with efficiency classes of electrical appliances (A to G)... but do you know your own energy efficiency?

As there is no "official" energy efficiency label for people as there is for appliances, we decided to develop one.

What is being analyzed here? Your annual energy consumption, direct (e.g. electricity, heating oil) and indirect (e.g. the "embodied energy", which was necessary to produce your computer), is converted to average continuous power, and is measured in watts.

In comparison:

- the average world citizen consumes 2000 watts ("A" in our model)
- the average European consumes 5000 watts ("D" in our model)
- the average American consumes 10000 watts ("G" in our model)

Scientists at the ETH Zurich have developed a vision of a [2000-watt society](#), which combines a good quality of life with a greatly reduced energy consumption.

The CO₂-monitor energy efficiency calculation in the [dashboard](#) shows you immediately how many watts your lifestyle causes.



Home

CO₂ Account

Benefits

Information

go to Dashboard

go to Account

go to Commitment

Counter

My CO₂ emissions

08022.850 kg

2012 | 13946 kg CO₂

Country average

08046.806 kg

28.07.2012 23:26:59

Commitments

Users

Earthmood

Partners



Intelligent mobility



CO₂-Monitor Newsletter

Intelligente Mobilität

Liebe Teilnehmerin, lieber Teilnehmer, Im Frühling erwacht nicht nur die Natur. Auch wir Menschen werden wieder aktiver und mobiler. Es zieht uns aus dem Haus an die Frühlingssonne. Das Fahrrad wird flott gemacht und die Jogger sind wieder unterwegs. Wir haben Lust auf Reisen und auf Begegnungen.

In diesem Newsletter:

- [Intelligente Mobilität](#)
- [Was kann ich tun?](#)
- [Neue soziale Norm](#)
- [Mobilität in Zahlen](#)
- [Spezialangebote](#)

Was ist intelligente Mobilität?

Bewegung und Mobilität gehören zum Leben. Die Art, wie wir uns fortbewegen, hat

Events & News

Newsletter

IT - climate problem or solution?

Intelligent mobility

Climate policy and I

Are you a lifestyle pioneer?

Saving CO₂ makes you healthy, lean and happy

Carbon offsetting - why?

Cancún - a small step for mankind

Today, we decide our future climate

CO₂ and the climate

Everyday CO₂

Vision

Glossary

Energy efficiency

Links